

Multilevel Coupon Applier for Magento 2 User Guide

Introduction

Multilevel Coupon Applier for Magento 2 is an extension that allows merchants to gather multiple discounts under the same coupon code.

The extension allows you to create special coupons where you can include an unlimited number of cart price rules. With Multilevel Coupon Applier, you don't have to create multiple coupons for different types of discounts, and there is no need to promote a few discount codes at the same time.

On the storefront, the extension works the following way: the customer enters the coupon code, and the extension automatically applies the price rule which conditions fits the products in the cart.

Installation

1. Unpack the zip file provided into the root folder of your Magento 2 installation.
2. From a command line run:

```
bin/magento module:enable neklo_Core  
bin/magento module:enable neklo_multilevelcoupon  
bin/magento setup:upgrade  
bin/magento setup:static-content:deploy
```

Magento compatibility

Community Edition 2.1.x, 2.2.x

Enterprise Edition 2.1.x, 2.2.x

Creating Cart Price Rules

Multilevel Coupon Applier doesn't require any configuration and is enabled instantly after the installation.

You need to have more than one active Cart Price Rule to assign them to the Multilevel Coupon later. To create or edit Cart Price Rules follow these steps:

1. Log into your Magento admin panel.
2. Go to Marketing > Cart Price Rules.
3. Click on '**Add New Rule**' if you need to create a new rule, or edit the existing ones.
4. Click '**Save**' to apply the changes.

Creating Multilevel Coupons


To create and configure a new Multilevel Coupon or edit existing ones, complete the following steps:

1. Go to Marketing > Multilevel Coupon > Multilevel Coupon tab.


Multilevel Coupon

   admin ▾

Add New Coupon

 Filters

 Default View ▾

 Columns ▾

 Export ▾

4 records found

20 per page

<

1 of 1

>

<input type="checkbox"/>	Coupon ID	Coupon Name	Status	Coupon Code	Sub Coupon Codes	Uses Count	Action
<input type="checkbox"/>	5	12345	Active	12345	test1	0	Edit
<input type="checkbox"/>	4	Test4	Active	test4	subtotal-100-200, subtotal-200-300	1	Edit
<input type="checkbox"/>	2	Test2	Inactive	test2	subtotal-100-200, subtotal-300	0	Edit
<input type="checkbox"/>	1	Test	Active	test	subtotal-100-200, subtotal-200-300, subtotal-300	9	Edit

2. Click 'Add New Coupon'.

Coupon #4



admin ▾

[← Back](#)[Delete](#)[Save](#)

Coupon Details

Coupon Name *

Coupon Code *

Select Coupon *

 × ×

Status



3. In the 'Coupon Name' field, enter the name for the multilevel coupon.
4. In the 'Coupon Code' field, assign a coupon code that customers will use at the checkout.
5. In the 'Select Coupon' drop-down list, select one or more cart price rules for this multilevel coupon. The cart price rules marked with a tick will be valid for this coupon.
6. Choose the current status for the multilevel coupon.
7. Click 'Save' to apply the changes.


Multilevel Coupon Statistic

There is a Multilevel Statistic Grid, located at Marketing > Multilevel Coupon Statistics.

In this Grid, you can see all records on when any multilevel coupon was applied. You can work with the Grid according to standard Magento functionality: search, sort and export the records.

Multilevel Coupon Statistic

   admin ▾



 Filters  Default View ▾  Columns ▾  Export ▾

10 records found

20 per page  1 of 1 

<input type="checkbox"/>	Row ID	Coupon Name	Coupon Code	Order Number	Created	Grand Total	Total discount amount
<input type="checkbox"/>	1	Test	test	000000004	Mar 21, 2019 2:52:58 AM	\$95.00	-\$10.00
<input type="checkbox"/>	2	Test2	test	000000007	Mar 21, 2019 3:28:58 AM	\$184.99	-\$20.00
<input type="checkbox"/>	3		test	000000008	Mar 21, 2019 3:36:54 AM	\$165.00	-\$40.00
<input type="checkbox"/>	4	Test4	test	000000009	Mar 21, 2019 3:40:56 AM	\$244.99	-\$60.00
<input type="checkbox"/>	5	12345	test	000000010	Mar 21, 2019 3:46:59 AM	\$215.00	-\$90.00
<input type="checkbox"/>	6		test4	000000011	Mar 21, 2019 4:21:47 AM	\$118.40	-\$12.60

Thank you for your installing and using the extension. More our great solutions for Magento and Magento you will find here: store.neklo.com